
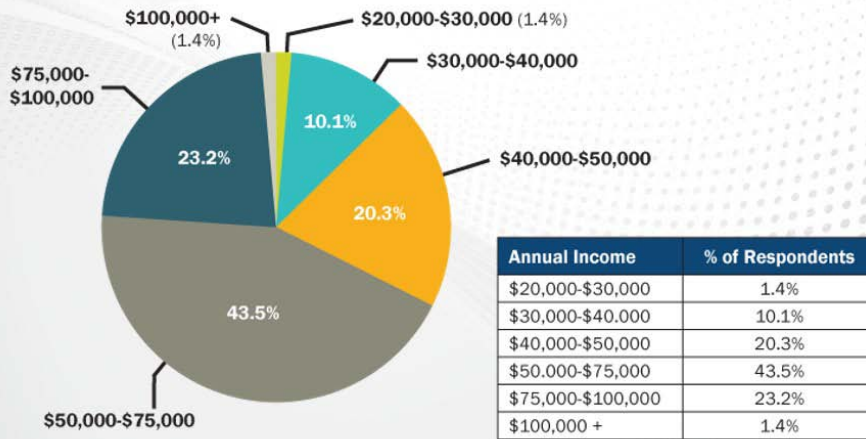


# 2013 MEDICAL AUDIT SALARY SURVEY

Published April 2014 by NAMAS



## Identify the range of your total gross annual income in 2013:



Last year's salary survey for 2012 found that the salary average for medical auditors was noted to be in the range of \$50,000-\$75,000.

For the current year's finding for 2013 the average salary for medical auditors still falls in this same category, but 2013 found a sharp increase in those making higher than the national average.

The auditing industry is often times compared to the field of coding, and in a direct comparison coders were noted, by the coding association AAPC, to average \$48,593 annually.

Based on industry standards this would indicate that those with auditing experience who are placed in an auditing role have the earning potential increase of \$10,000 on average.

## If you received a pay increase in 2013, please indicate why and the approximate annual increase:

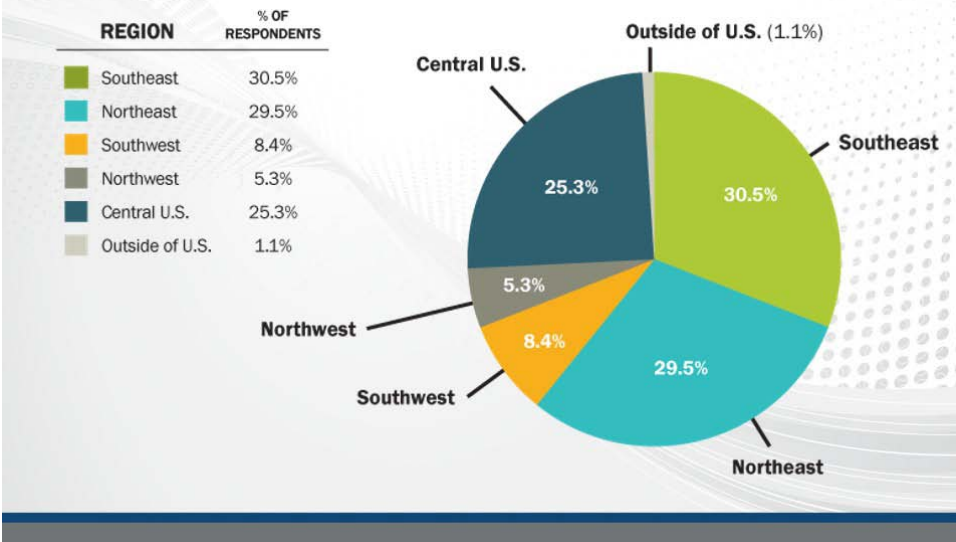
Reason for Increase	% of Respondents
I experienced no raise	27.5%
Price of living increase only (standard annual raise)	26.1%
Raise due to change of position	17.4%
Increase due to change in employment	7.2%
I am self employed so this is not applicable	2.9%

Amount of Increase	% of Respondents
Annual Income Increase <\$2,000	17.4%
Annual Income Increase \$2,000-\$5,0000	7.2%
Annual Income Increase \$5,000 +	5.8%

Through a tough year of EHR implementations and ICD-10 preparations most auditors received little to no increase in compensation.

However, notice the percentage of those who did experience a salary increase through a change in position within the same organization. The rates of increase are especially noteworthy as the lowest increase is still noted at an average of \$1 an hour increase

## What is your geographic region?

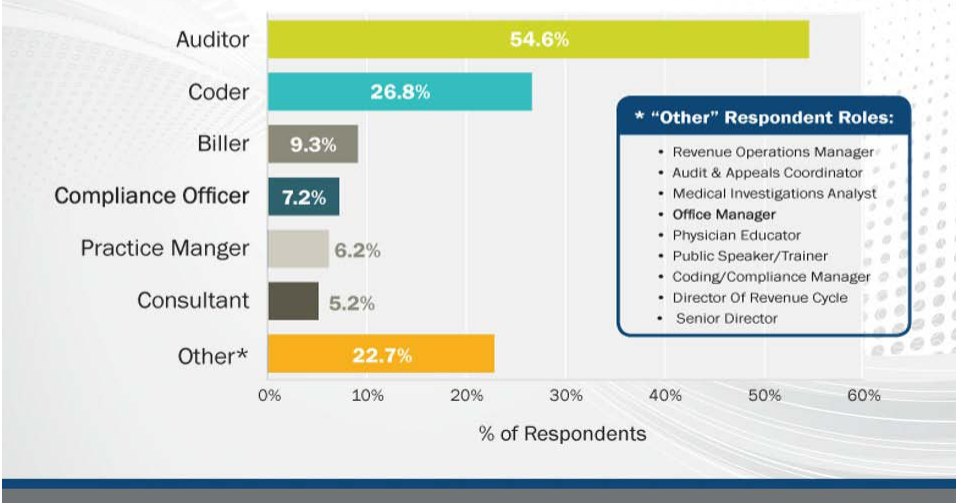


The results of the salary survey included a broad range of geographical submissions.

As noted by the graph, there were limited responses from the north and south west, but great diversity among the other areas.

## What are your major job roles?

(Choose all applicable.)

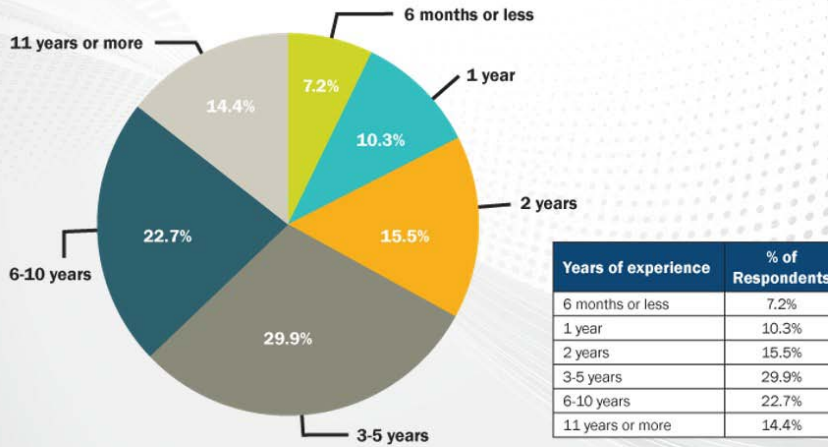


In the findings of our salary survey, it was important that we identify not just the job titles of the respondents, but also the job capacity that these individuals were functioning in.

The findings of the survey reveal that most of the auditors responding are operating daily in an auditor capacity in their current job duties. It is not surprising to note that the second largest category are auditors that are functioning as coders, as this is often found in many healthcare settings.

As to the "other" category, we have included a sampling of what roles these respondents most commonly reported

## How many years of auditing experience do you have?



Based on the findings of the average salaries as well as the wage increases, the years of experience noted by the respondents are reflected.

Smaller healthcare entities will cross train and perform on the job training for employees with little to no auditing experience. The larger scale auditing positions and including management, consultants, and compliance auditors would be expected by virtue of the position to have more experience as well as a higher income.